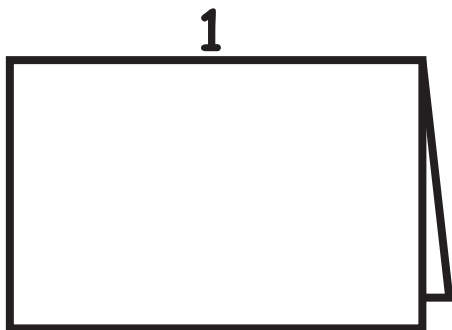



Yankee Doodle Hat


HELP - Color a piece of paper and feather piece.

- Fold paper into a hat. Tape a string to both sides, to make a hat.
- Tape the feather to the hat.

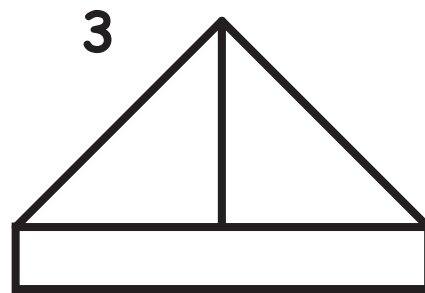
CHILD - Wear the hat, sing the song and pretend to ride a pony.



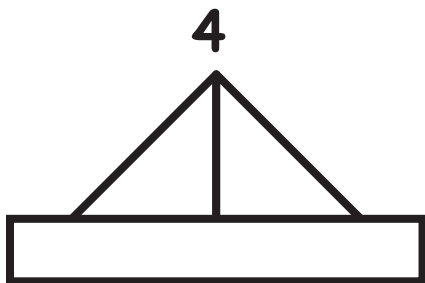
Fold the paper in half.



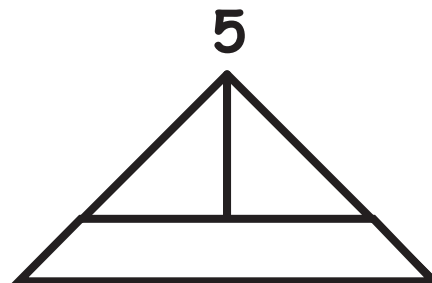
Fold the paper in half again, to find the center line, then open that fold.



Fold the two top corners down to line up on the center line.



Fold up the bottom flap on one side, turn over and fold the other flap up.



Fold the ends of the flaps onto the hat.