

Dictionary Dice

HELP - Color and cut out pieces.

- Cut out the dice piece on the dashed lines. Fold on the solid lines to make a cube. Glue the tabs to the inside of the dice.
- Cut the book pieces on the dashed lines and staple the left side of the pages together to make a book.

CHILD - Roll the dice, then color the correct letter.

- Roll until all the letters are colored.

f

g

A




E

o

Q

ABCDEFGHIJKLMNOPQRSTUVWXYZ
ABCDEFGHIJKLMNOPQRSTUVWXYZ
**MY
DICTIONARY**
QRSTUVWXYZA
BCDEFGHIJKLMNOPQ


Copyright Homemade-Preschool.com



Copyright Homemade-Preschool.com


C

AT



C

AR




D

OG




D

AD



E

YE




E

AR



F

LY



F

OX

