




# Party Invitations: Spider Web

- HELP** - Color and cut out pieces.  
- Fold a paper in half.  
- Glue a piece on the outside and inside of the paper.  
- Fill in the information.



SOMETHING <b>CREEPEY!</b> IS HAPPENING!	DATE	TIME	LOCATION	Please Call if Your Little Critter is Coming 	PHONE NUMBER
---	------	------	----------	--	--------------

SOMETHING <b>CREEPEY!</b> IS HAPPENING!	DATE	TIME	LOCATION	Please Call if Your Little Critter is Coming 	PHONE NUMBER
---	------	------	----------	--	--------------

SOMETHING <b>CREEPEY!</b> IS HAPPENING!	DATE	TIME	LOCATION	Please Call if Your Little Critter is Coming 	PHONE NUMBER
---	------	------	----------	--	--------------

Copyright Homemade-Preschool.com

Copyright Homemade-Preschool.com

Copyright Homemade-Preschool.com